

EUR Short Duration Credit Fund

OBJECTIVES AND PROCESS

- Seeks to maximise investment income whilst preserving capital.
- Invests at least two-thirds of its assets in investment grade euro-denominated short-term credit debt securities
- Have an average weighted duration of up to 3.5 years or less.
- Invests at least two-thirds of its total assets in issuers that have a proprietary overall ESGiQ score that is favourable by meeting the threshold specified in our methodology, and will exclude issuers that have less favourable or do not have an ESGiQ score. Sovereign issuers, cash, derivatives and investments in underlying funds will not be required to have an ESGiQ score.
- Uses fundamental credit research combined with active top-down allocation decisions within a controlled risk framework seeking to generate superior investment returns.
- Uses a negative screen to exclude securities issued by companies based on their exposure to ESG risks.
- Targets a carbon intensity that is lower than the benchmark.
- The fund may invest:
 - up to one-third of its assets in currency-hedged non-euro-denominated debt securities and foreign agencies
 - up to 10% of its assets in investment grade asset-backed securities
 - up to 10% of its assets in below investment grade debt securities
 - in derivatives for hedging, efficient portfolio management or for investment purposes

KEY RISKS

Debt securities risk: debt securities are subject to credit risk and interest rate risk and are affected by an issuer's ability to make interest payments or repay principal when due.

Asset-backed securities risk: asset-backed securities may be more sensitive to changes in interest rates and may exhibit added volatility, known as extension risk, and are subject to prepayment risk. **Derivatives risk:** the use of derivatives presents risks different from, and possibly greater than, the risks associated with investing directly in traditional securities. The use of derivatives can lead to losses because of adverse movements in the price or value of the underlying asset, index or rate, which may be magnified by certain features of the derivatives. **ESG risk:** applying an ESG screen for security selection may result in lost opportunity in a security or industry resulting in possible underperformance relative to peers, ESG screens are dependent on third party data and errors in the data may result in the incorrect inclusion or exclusion of a security.

Calendar-year performance (%)

Past performance is not indicative of future results.






	2023	2022	2021	2020	2019	2018	2017	2016	2015	2014
Class I (EUR) (4 Nov 2011)*	6.54	-8.92	-0.23	0.83	3.55	-1.15	1.72	2.81	0.64	4.05
Bloomberg Euro Corporate Bonds (1-5 Y) Index ¹	6.39	-8.00	-0.08	1.11	2.77	-0.47	1.16	2.60	0.58	3.96

Performance (%)

	Annualized							
	1 Month	3 Months	Year to date	1 Year	3 Year	5 Year	10 Year	Since incep.
Class I (EUR) (4 Nov 2011)*	-0.40	0.14	0.68	5.57	-0.88	-0.11	0.78	1.71
Bloomberg Euro Corporate Bonds (1-5 Y) Index ¹	-0.36	-0.12	0.13	4.68	-0.74	-0.04	0.78	1.72

Past performance is not indicative of future results. Performance calculations are net of all applicable fees and are calculated on a NAV-to-NAV basis (with income re-invested). Institutional Accumulating Euro share class (LU0694366682). Performance shown is for class and currency indicated and returns may increase/decrease as a result of currency fluctuations. *Share class inception date.

Sector weights (%)

		Compared to benchmark ¹	
Banks	47.33		+10.29
Electric	6.45		+1.47
Healthcare products	5.03		+2.89
Auto loan	4.65		-2.07
Telecommunication services	3.92		-0.11
Commercial services	3.67		+0.17
REITs	3.51		+0.99
Real estate	3.44		+0.82
Oil & gas	1.89		-1.11
Cash & equivalents	3.51		+3.51

Based on ending weights as of month-end. Source: Allspring Global Investments.

¹ The Bloomberg Euro Corporate Bonds (1-5 Y) Index contains fixed-rate, investment-grade euro-denominated securities from industrial, utility and financial issuers only with a maturity of at least one year and up to, but not including 5 years. Inclusion is based on currency of the issue, not the domicile of the issuer. The Fund uses the Bloomberg Euro Aggregate Corporate Bonds 1-5 Yr. Index (EUR Unhedged) for performance comparison. The investments of the Sub-Fund may deviate significantly from the components of and their respective weightings in the benchmark.



EUR Short Duration Credit Fund

FUND INFORMATION

Fund managers: Henrietta Pacquement, CFA; Alex Temple
CFA® and Chartered Financial Analyst® are trademarks owned by CFA Institute.

Fund inception date: 4 November 2011

Asset class: European fixed income

Financial year-end: 31 March

Fund size: 218.15m (EUR)

Base currency: EUR

Benchmark: Bloomberg Euro Corporate Bonds (1-5 Y) Index¹

Minimum investment (or equivalent value): Class I: €1,000,000 (EUR)

Management approach: Actively managed

Sustainable Finance Disclosure Regulation: Article 8²

KEY STATISTICS

	Fund
Average credit rating	A-
Obligors	111
Yield to worst	3.93%
Credit Spread (bps)	75
Average Maturity (Years)	2.91
Interest Rate duration (yrs)	2.58
Credit-spread duration (yrs)	2.76
Ex-ante volatility (bps)	226
Ex-post volatility (bps)	247
Beta Against Index	0.96
99% Monthly VaR	1.50%
Yield to maturity	3.96%

Based on ending weights as of month-end. Source: Allspring Global Investments.

GEOGRAPHIC ALLOCATION (%)

Compared to benchmark ¹		
France	17.57	-1.63
United States	15.33	-2.73
United Kingdom	11.11	+3.91
Sweden	8.01	+4.30
Germany	6.29	-7.55
Denmark	5.60	+3.91
Netherlands	5.16	-0.37
Switzerland	4.74	+1.86
Italy	3.44	-2.54
Spain	2.83	-4.59

Based on ending weights as of month-end. Source: FactSet.

Largest holdings (%)

	Fund
HSBC Holdings Plc	2.10
Credit Mutuel Arkea Societe cooperative a forme anonyme	1.94
Credit Agricole S.A.	1.85
Cooperatieve Rabobank U.A.	1.84
ZIMMER BI 1.164% 11/15/27/EUR/	1.79
Banque Federative du Credit Mutuel Societe anonyme	1.71
BNP Paribas S.A.	1.68
DNB Bank ASA	1.53
Tesco Corporate Treasury Services Plc	1.51
Zurcher Kantonalbank	1.51

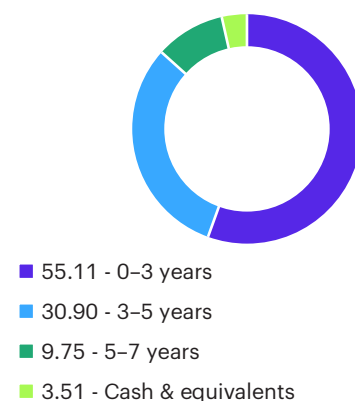
Based on ending weights as of month-end. Source: Allspring Global Investments. The information shown is not intended to be, nor should it be construed to be, a recommendation to buy or sell an individual security.

Credit rating allocation (%)

	Fund	Benchmark ¹
AAA/Aaa	0.00	0.55
AA/Aa	17.70	13.02
A/A	31.72	43.92
BBB/Baa	44.77	41.47
BB/Ba	1.12	—
B/B	0.30	—
Cash & equivalents	3.51	—

Based on ending weights as of month-end. Source: Allspring Global Investments.

Maturity distribution (%)



Based on ending weights as of month-end.

Credit asset class (%)

	Fund
Corp. (Inv. grade)	63.20
Bank capital (Inv. grade)	30.53
Bank capital (High yield)	0.94
High yield bond	0.63
Emerging markets (Inv. grade)	0.46
Cash & equivalents	3.51

Based on ending weights as of month-end. Source: Allspring Global Investments.

¹ The Bloomberg Euro Corporate Bonds (1-5 Y) Index contains fixed-rate, investment-grade euro-denominated securities from industrial, utility and financial issuers only with a maturity of at least one year and up to, but not including 5 years. Inclusion is based on currency of the issue, not the domicile of the issuer. The Fund uses the Bloomberg Euro Aggregate Corporate Bonds 1-5 Yr. Index (EUR Unhedged) for performance comparison. The investments of the Sub-Fund may deviate significantly from the components of and their respective weightings in the benchmark.

² Promotes environmental and social characteristics but does not have a sustainable investment objective.



EUR Short Duration Credit Fund

Share class information (Share class and currency availability varies by jurisdiction)

	Inception date	Distribution type	ISIN code	Bloomberg ID	NAV	Annual Mgmt Fee	Ongoing charges/TER (%)**
Class I (EUR)	4 Nov 2011	Accumulating	LU0694366682	EUDVCRI LX	1,236.49	0.20	0.350

**The ongoing charges/total expense ratio (TER) reflects annual total operating expenses for the class, excludes transaction costs and is expressed as a percentage of net asset value. The figure shown is from current KID. The investment manager has committed to reimburse the Sub-Fund when the ongoing charges exceed the agreed upon TER. Ongoing charges may vary over time.

ESG metrics

The data provided is for transparency and informational purposes only. The ESG metrics are not indicative of how or whether ESG factors will be utilised by the fund. The information is based on third party ratings and, unless otherwise stated within a fund's investment objective, do not change a fund's investment objective or constrain the fund's investable universe. For more information regarding a fund's investment strategy, please see the fund's prospectus. Refer to allspringglobal.com for further sustainability disclosures.

MSCI ESG SCORE

	Fund		Benchmark	
	Value	Coverage	Value	Coverage
MSCI Overall Score	7.3	91%	7.3	96%

Data is sourced from MSCI ESG Research where companies are rated on a scale of 0 – 10 (0 - worst, 10 - best). Weighted average scores exclude effects of unrated securities.

SUSTAINALYTICS ESG RISK SCORE

	Value	Coverage
Fund	19	92%
Benchmark	20	96%

ESG Risk Ratings measure exposure to and management of ESG risks. Lower risk scores reflect less ESG risk. Sustainalytics ESG Risk Scores measure ESG risks on a scale of 0 – 100 (0 - no ESG Risk, >40 - Severe ESG Risk).

PRODUCT/ACTIVITY INVOLVEMENT (%)

	Fund	Benchmark
Controversial Weapons	0.00	0.16
Oil Sands	0.00	0.00
Small Arms	0.00	0.12
Thermal Coal	0.00	0.78
Tobacco	0.00	0.69
UNGC violators	0.00	0.51

Source: Allspring Global Investments. This report contains information developed by Sustainalytics. Such information and data are proprietary of Sustainalytics and/or its third-party suppliers (Third Party Data) and are provided for informational purposes only. They do not constitute an endorsement of any product or project, nor an investment advice and are not warranted to be complete, timely, accurate or suitable for a particular purpose. Their use is subject to conditions available at <https://www.sustainalytics.com/legal-disclaimers>. Copyright © 2024 Sustainalytics. All rights reserved.

CARBON CHARACTERISTICS

	Fund		Benchmark		% above/below benchmark
	Value	Coverage	Value	Coverage	
Carbon to value invested (metric tons CO2e/\$1MM invested)*	67	74%	94	88%	-29%
Weighted average carbon intensity (metric tons CO2e/\$1MM revenues)*	69	90%	118	96%	-42%

*Carbon emissions includes operational and first-tier supply chain greenhouse gas emissions. Data sourced from S&P Trucost Limited.



EUR Short Duration Credit Fund

Information for Singapore investors:

The information contained herein is for professional clients and eligible counterparties only and must not be distributed to, read or relied upon by retail clients.

For Institutional Investors only. Neither the Allspring (Lux) Worldwide Fund (the "Fund") or Allspring Global Investments ("Allspring") is making any representation with respect to the eligibility of any recipients of this document to acquire the Shares therein under the laws of Singapore. The collective investment scheme offered is a recognised scheme under the Securities and Futures Act. A copy of the prospectus / information memorandum / offering document (as applicable) has been lodged with and registered by the Monetary Authority of Singapore (the "Authority") and may be obtained from the Fund's manager or any of its approved distributors. Potential investors should read the prospectus / information memorandum / offering document (as applicable) for details on the relevant fund before deciding whether to subscribe for, or purchase units in the fund. The Authority assumes no responsibility for the contents of the prospectus / information memorandum / offering document (as applicable). Registration of the prospectus / information memorandum / offering document (as applicable) by the Authority does not imply that the Securities and Futures Act, or any other legal or regulatory requirements have been complied with. The Authority has not, in any way, considered the investment merits of the collective investment scheme.

Allspring is the trade name for the asset management firms of Allspring Global Investments Holdings, LLC, a holding company indirectly owned by certain portfolio companies of GTCR LLC and Reverence Capital Partners, L.P. Allspring includes but is not limited to Allspring Global Investments (Singapore) Pte. Ltd., Allspring Global Investments (Hong Kong) Limited and Allspring Global Investments (Japan) Limited.

More information about the Allspring (Lux) Worldwide Fund and its sub-funds (herein, the Fund), including the privacy policy, a copy of the prospectus or key investor information documents (KIIDs), which includes detailed information such as objectives and complete information on the risks, is available upon request, from your regional Allspring contact, or by visiting the Fund's website at www.allspringglobal.com.

Information for South Korea investors:

For Qualified Professional Investors only. Neither the Allspring (Lux) Worldwide Fund or Allspring is making any representation with respect to the eligibility of any recipients of this document to acquire the shares therein under the laws of Korea, including but without limitation the Foreign Exchange Transaction Act and Regulations thereunder. The shares may only be offered to Qualified Professional Investors, as such term is defined under the Financial Investment Services and Capital Markets Act, and none of the shares may be offered, sold or delivered, or offered or sold to any person for re-offering or resale, directly or indirectly, in Korea or to any resident of Korea except pursuant to applicable laws and regulations of Korea.

Allspring is the trade name for the asset management firms of Allspring Global Investments Holdings, LLC, a holding company indirectly owned by certain portfolio companies of GTCR LLC and Reverence Capital Partners, L.P. Allspring includes but is not limited to Allspring Global Investments (Singapore) Pte. Ltd., Allspring Global Investments (Hong Kong) Limited and Allspring Global Investments (Japan) Limited.